






















1 Syllable

2 Syllables

3 Syllables

4 Syllables

First Grade
Syllable Count



Syllable Count

Directions:

1. Please cut the picture cards apart
2. Say the name of each picture
3. Ask yourself, do you hear one, two, three, or four parts. For example, when you say "cat", you hear only one part. When you say, "daddy", you hear two parts. When you say "elephant", you hear three parts. You are counting the parts you hear when you say the word. These parts are called syllables.
4. Place each picture in the correct column which identifies the number of parts or syllables that you hear. 1, 2, 3, or 4.