



ABC Match—Upper and Lower Case Letters

Directions:

1. Please cut the letters apart.
2. Place lower case letters face up in front of you.
3. Place the capital letters in a single pile, with the backs up so you can't see the letter.
4. Draw one of the capital letters and then looking for the match.
5. When match is made, keep the cards to the side.
6. Continue until all are matched.

A	B	C	D
E	F	G	H
I	J	K	L
M	N	O	P
Q	R	S	T
U	V	W	X
Y	Z	a	b

c	d	e	f
g	h	i	j
k	l	m	n
o	p	q	r
s	t	u	v
w	x	y	z



Missing Letter

Directions:

1. Please cut the letter cards apart.
2. Please cut the sequence cards apart.
3. Place the sequence cards out in front of you so you can see the letters.
4. Place the letter cards upside down in a pile.
5. Turn over a letter card and choose the sequence card it fits into.
6. Game is over when all cards are matched.

b _____ d

a _____ c

c _____ e

d _____ f

e _____ g

f _____ h

g _____ i

i _____ k

h _____ j

j _____ l

k _____ m

l _____ n

m _____ o

o _____ q

p _____ r

q _____ s

r _____ t

s _____ u

t _____ v

u _____ w

v _____ x

x _____ z

n _____ p

w _____ y

a		b		c		d		e
f		g		h		i		j
k		l		m		n		o
p		q		r		s		t
u		v		w		x		y



Sight Word BINGO

Directions:

1. Please cut the BINGO cards apart
2. Please cut the word cards apart
3. Play like BINGO—horizontal, vertical, or diagonal BINGOS. Also, Blackout BINGOS.

B I N G O			B I N G O		
at	and	we	go	see	we
all	to	you	are	the	to
for	in	of	they	in	I
B I N G O			B I N G O		
is	like	and	in	you	are
of	a	we	for	they	like
all	on	you	and	I	a

B I N G O			B I N G O		
we	to	it	are	look	on
they	of	look	it	for	am
all	like	is	I	at	and
B I N G O			B I N G O		
in	look	you	for	we	look
is	can	see	they	in	go

go	we	to	on	are	am
----	----	----	----	-----	----

















at	and	we	all	to
you	for	in	of	go
see	are	the	I	they
is	look	it	a	on
like	can	am		



Rhyming Words

Directions:

1. Please cut the small picture cards apart.
2. Place the picture card upside down to the right of the game board.
3. Turn over the picture cards one at a time.
4. Find the picture on the game board that rhymes with the picture you are looking at.
5. Say the two words aloud.
6. Winning is covering every box.

Kindergarten Reading

